














CHECK OUT THE SORTING GUIDE ON OUR WEBSITE!

SORTING GUIDE - FOUR-COMPARTMENT BIN

WASTE FRACTION	BIN 1 Emptied every other week				BIN 2 Emptied every four weeks				SORTING FOR ELECTRICAL WASTE		
	 FOOD WASTE	 RESIDUAL WASTE	 CLEAR GLASS PACKAGING	 COLOURED GLASS PACKAGING	 PLASTIC PACKAGING	 PAPER PACKAGING	 NEWSPAPERS	 METAL PACKAGING	 LIGHT BULBS	 BATTERIES	 SMALL ELECTRONICS
EXAMPLES OF WASTE	Left-over food, peels from vegetables, fruit and root vegetables, meat, fish and shellfish scraps, coffee grounds, tea bags, eggshells, wilted cut flowers, paper towels, etc.	Residual waste is what remains after you have sorted your waste. This includes envelopes, diapers, cat litter, vacuum cleaner bags, dishcloths, cotton swabs, toothbrushes, dish brushes, etc.	Clear glass bottles and jars. Not accepted: drinking glasses. These are not considered packaging and should be taken to the recycling centre.	Coloured glass bottles and jars. Not accepted: drinking glasses. These are not considered packaging and should be taken to the recycling centre.	Ketchup bottles, ice cream containers, shampoo and conditioner bottles, crisp and candy bags, plastic bags, toothpaste tubes, smaller styrofoam packages, etc.	Milk, buttermilk, cream and yogurt containers, cereal boxes, egg cartons, pizza boxes, wrapping paper, paper bags, toilet paper rolls, etc.	Newspapers and magazines, catalogues, paperback books, and advertising flyers without plastic.	Bottle caps, aluminum foil, tin cans, metal tubes, etc. Not accepted: tealights. These are not considered packaging and should be taken to the recycling centre.	Light bulbs, high efficiency bulbs, LED bulbs, halogen bulbs. Not accepted: fluorescent tubes. These must be disposed of as hazardous waste at the recycling centre.	Small batteries, such as AA and AAA. Not accepted: large batteries, e.g. car batteries. These must be disposed of as hazardous waste at the recycling centre.	Small electronic devices that blink, make noise, or are battery-powered. Such as computer mice, electric toothbrushes, headphones, and mobile phones.
SORT AS FOLLOWS:	Pack in paper bags. Fold them carefully and sort them in the food waste fraction.	Pack in any plastic bag. The bag must be tied with a double knot.	Place directly in the correct fraction. Empty the containers. Can also be taken to a recycling station.	Place directly in the correct fraction. Empty the containers. Can also be taken to a recycling station.	Place directly in the correct fraction. Empty the containers. Can also be taken to a recycling station.	Place directly in the correct fraction. Empty the containers. Can also be taken to a recycling station.	Place directly in the correct fraction. Can also be taken to a recycling station.	Place directly in the correct fraction. Empty the containers. Can also be taken to a recycling station.	Place directly in the correct fraction. Can also be taken to the recycling centres.		
ADDITIONAL INSTRUCTIONS	Fill the bag up to the dashed line on the food waste bag. Do not place the paper bag inside a plastic bag. For very wet waste, place some paper towels at the bottom of the paper waste bag.	Sharp objects must be packed safely. Broken plates must be taken to the recycling centre.	Remove any caps and lids and sort them according to material. Labels do not need to be removed.	Remove any caps and lids and sort them according to material. Labels do not need to be removed.	Please compress soft plastic or place it in another plastic bag to save space. Deposit bottles must be brought to a deposit return machine.	If the package contains other materials, remove anything that is easy to remove, such as screw caps. Flatten the packages before disposal. Larger cardboard boxes should be taken to the recycling centre.	Envelopes and Post-it notes should be sorted as residual waste. No paper or plastic bags may be placed in the newspaper fraction.	Deposit cans must be brought to a deposit return machine. Pots, frying pans and similar items are considered bulky waste and must be taken to the recycling centre.			